

OTA Last Mile Scholarship: How to Access Pell Balance



Please use the steps on the following pages to access your Loan + Pell Grant balance and how to print it as a PDF to upload onto the application.

If you have any questions or concerns, please email executivedirector@oregontrio.org

You Are America's Smartest Investment

The U.S. Department of Education's office of Federal Student Aid provides more than \$120 billion in financial aid to help pay for college or career school each year.

Log In

Create Account

Considering School

I'm thinking about going to college or a career school.

In School

I'm in the process of earning a degree or certificate.

Parent

I want to help my child pay for college.

In Repayment

I have loans I need to repay.

Log in at www.studentaid.gov with your FSA ID (FAFSA login)

Federal Student Aid
AN OFFICE OF THE U.S. DEPARTMENT OF EDUCATION

Log In | Create Account

Log In ↗

FSA ID Username, E
[REDACTED]

Password
[REDACTED]

[REDACTED]

[REDACTED]

Please Read Before Continuing

You are accessing a U.S. Federal Government computer system intended to be solely accessed by individual users expressly authorized to access the system by the U.S. Department of Education. Usage may be monitored, recorded, and/or subject to audit. For security purposes and in order to ensure that the system remains available to all expressly authorized users, the U.S. Department of Education monitors the system to identify unauthorized users. Anyone using this system expressly consents to such monitoring and recording. Unauthorized use of this information system is prohibited and subject to criminal and civil penalties. Except as expressly authorized by the U.S. Department of Education, unauthorized attempts to access, obtain, upload, modify, change, and/or delete information on this system are strictly prohibited and are subject to criminal prosecution under 18 U.S.C. § 1030, and other applicable statutes, which may result in fines and imprisonment. For purposes of this system, unauthorized access includes, but is not limited to:

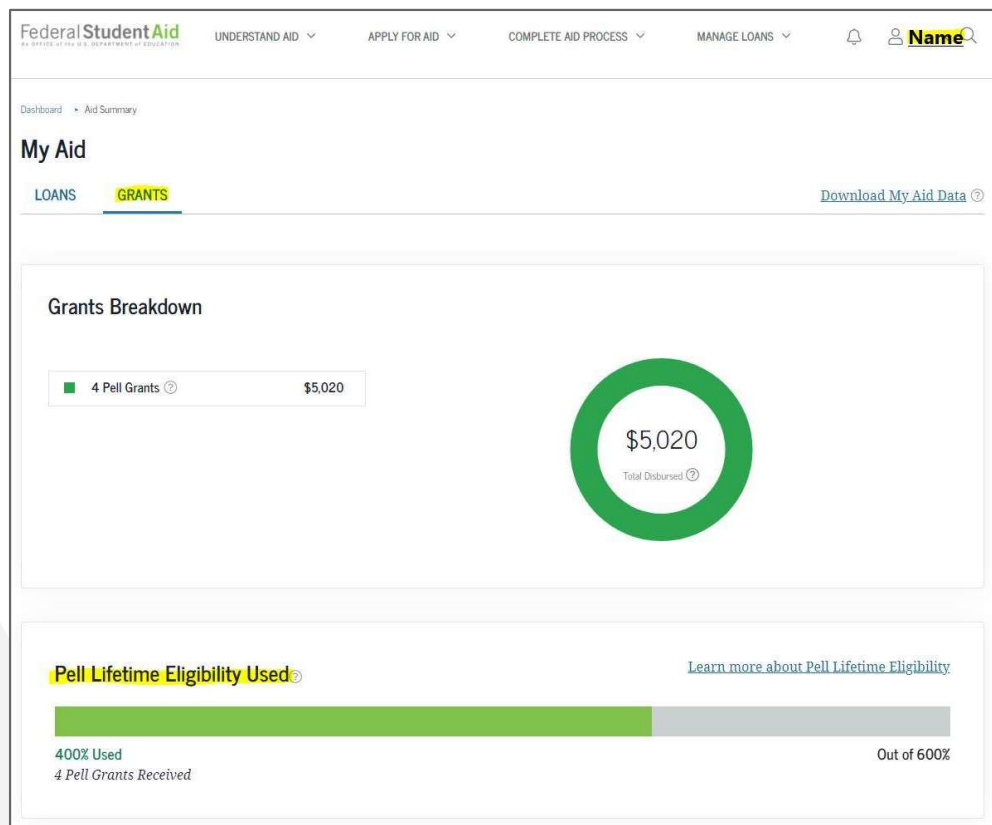
- any access by an employee or agent of a commercial entity, or other third party, who is not the individual user, for purposes of commercial advantage or private financial gain (regardless of whether the commercial entity or third party is providing a service to an authorized user of the system); and
- any access in furtherance of any criminal or tortious act in violation of the Constitution or laws of the United States or any State.

If system monitoring reveals information indicating possible criminal activity, such evidence may be provided to law enforcement personnel.

Enter username and password and accept the terms and conditions

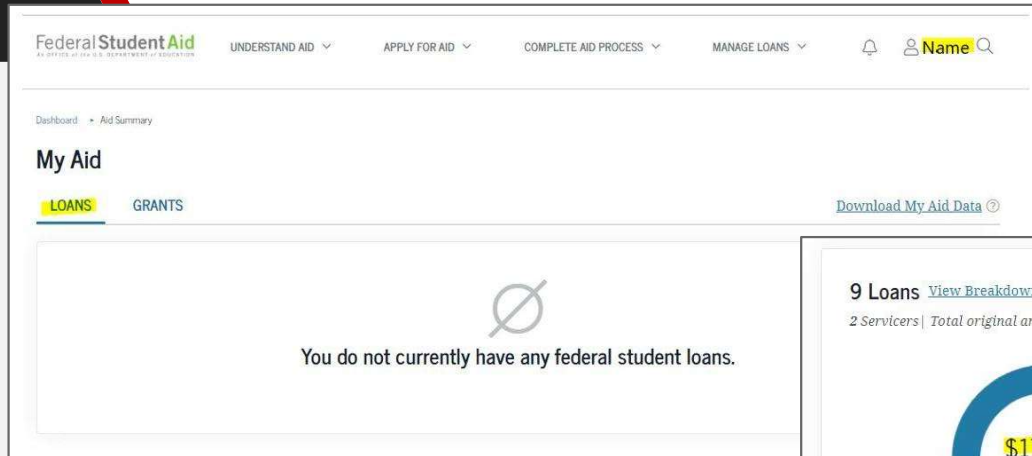
The screenshot displays a user interface for 'My Aid'. It features two donut charts: a blue one labeled 'Loans' and a green one labeled 'Grants'. A yellow 'View Details >' button is positioned above the 'Grants' chart. To the right, the 'Upcoming Payments' section shows the servicer as 'DEPT OF ED/NELNET', a due date of '2/10/22', and a total due amount of '\$0.00'. A blue 'Make a Payment' button is located at the bottom of this section.

After logging in, you'll be taken to a homepage with any grant usage and loan borrowing listed. Click on "view details" for more information.



- ▶ On the “Grants” tab, you can find Pell eligibility used
- ▶ 100% = one full year of usage. Students are allowed to have 600%

Ex. no loans




Federal Student Aid
AN OFFICE OF THE U.S. DEPARTMENT OF EDUCATION

UNDERSTAND AID ▾ APPLY FOR AID ▾ COMPLETE AID PROCESS ▾ MANAGE LOANS ▾

Dashboard → Aid Summary

My Aid

LOANS GRANTS [Download My Aid Data](#)



You do not currently have any federal student loans.

Ex. loans



9 Loans [View Breakdown](#)

2 Servicers | Total original amount awarded: \$26,654

\$17,032
Total Balance

- \$16,880 Principal
- \$152 Interest

Loan information as of 10/31/2021

HELPFUL LINKS

- [Explore Repayment Options](#)
- [Try the Loan Simulator](#)
- [Learn About Public Service Loan Forgiveness \(PSLF\)](#)
- [Explore Income-Driven Repayment Options](#)
- [Learn About Loan Consolidation](#)

- ▶ On the “Loans” tab, you can find your loan amount
- ▶ Even if you did not take out any loans, please screenshot this page and upload anyways

Save Both Documentation (Loan + Pell Grant)

How-To-Screenshot

Screenshot on a *Mac* [here](#) (Links to an external site.)

- Press (Shift) + (Command) + (4)
- Select the portion that includes your entire Pell Grant and your name (top right)

Screenshot on *Windows* [here](#) (Links to an external site.)

- Press (Windows Key), type “snip” and select “Snipping tool”
- Select part of the screen that includes your Pell Lifetime Eligibility Use and your name (top right)

You can save the screenshots as a JPEG or PNG to upload!

